

epic PRIVATE
JOURNEYS

MAGELLAN EXPLORER



A2I

Magellan Explorer

Magellan Explorer joined the Antarctica21 fleet during the 2019-20 season as the world's first expedition ship custom-designed for Antarctic aircruise operations. It provides a stylish base for our guests' adventures, combining excellence in expedition and boutique hospitality.





Powerful and nimble, *Magellan Explorer* was developed from the ground up by international polar expedition experts working closely with designers, engineers, and naval architects. With intelligent and sustainable

solutions designed specifically to enhance the guest experience, Magellan is the ideal base for Antarctica21's air-cruise operations.



Interior Design

Designed to provide optimal comfort and a modern style, our spaces invite relaxation and enjoyment. Enrique Concha & Co., a renowned design studio in Santiago de Chile, designed Magellan Explorer's interiors considering every detail from the colors, the materials, to the lighting. Each element skillfully selected to enhance the experience on board.



Dining Room



Lounge and Bar



Suites and Cabins

For our air-cruises, Magellan Explorer has a capacity for 73 guests lodging in seven accommodation categories, including dedicated single cabins. All cabins except Porthole Cabins feature private balconies. All double cabins except two have two twin beds that can be configured as one king-size bed. All accommodations feature a wardrobe, individually controlled heating system, a sitting area, and a private bathroom with a shower and heated floors. For more info visit: <https://www.antarctica21.com/ship/magellan-explorer/>





Grand Suite



Grand Suite



Penthouse Suite



Penthouse Suite



Porthole Cabin



Deluxe Veranda Cabin



Destination Experience on the Inside

Magellan Explorer's public spaces were designed to create a connection with its destinations. The accessible bow allows guests near the water level for exceptional wildlife viewing and photographic opportunities. Guests can enjoy a forward-facing observation lounge and bar, where our expert polar guides also deliver educational programs and information. The outdoor observation deck offers expansive views and close contact with the natural environments we sail through. The dining room offers ample space for guests with large windows for sightseeing while enjoying a delicious meal. There is a meeting room, a library filled with Antarctic-themed books, a gift shop, and a protected outdoor barbecue area. The ship also has a gym and a sauna.

A21



Outdoor BBQ area



Accessible Bow

Magellan Explorer's Features

Built to the latest Polar Code specifications, the ship carries a Polar Class 6 ice-class (Lloyd's Register PC6). For comfortable navigation and maneuverability, the ship features stabilizers and bow and stern thrusters. For Safety in navigation, there is an ice-detecting radar. And to reduce the environmental footprint, the vessel is equipped with an energy-recovery system that recycles the heat produced by the engines to warm up the ship and its water supply.



More Features

GUEST FEATURES

- A bar offering a selection of Chilean domestic and international drinks
- Gym and sauna
- Well stocked library with a collection of Antarctic-themed books in multiple languages
- Local intranet with daily programs, international news, etc. accessible wirelessly throughout the ship
- Meeting Room with multimedia resources and interactive science lab
- Satellite internet service available and accessible wireless throughout the ship, at an additional cost
- Forward observation deck and accessible bow
- Zodiac embarkation area equipped with hangers, lockers and sitting facilities

DINING FEATURES

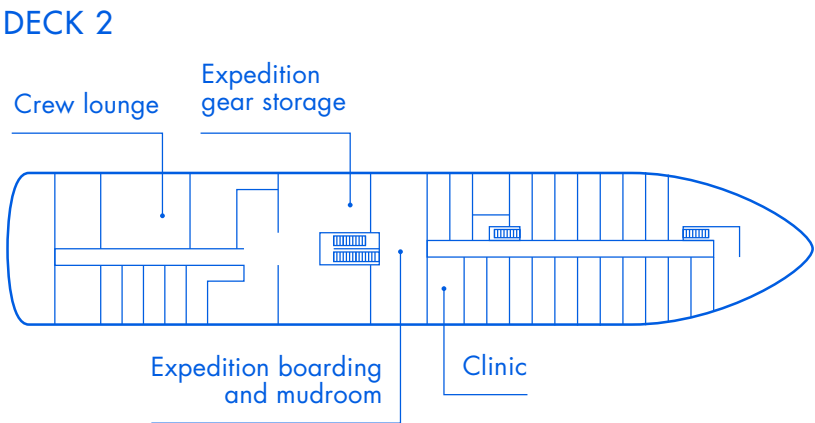
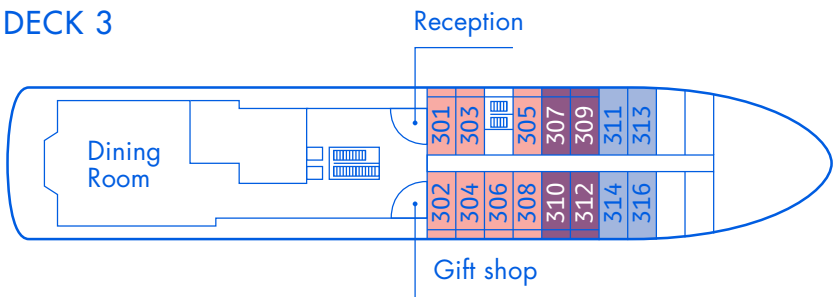
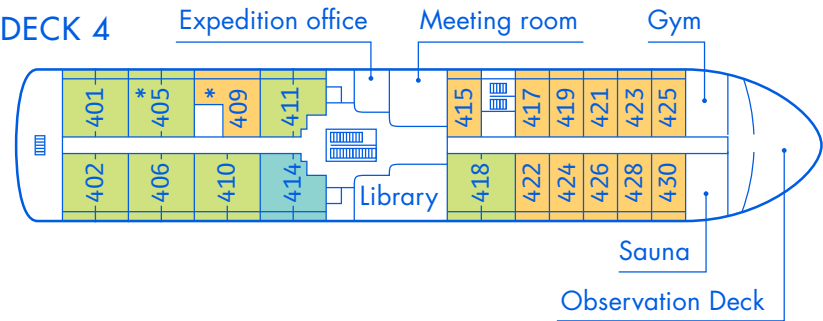
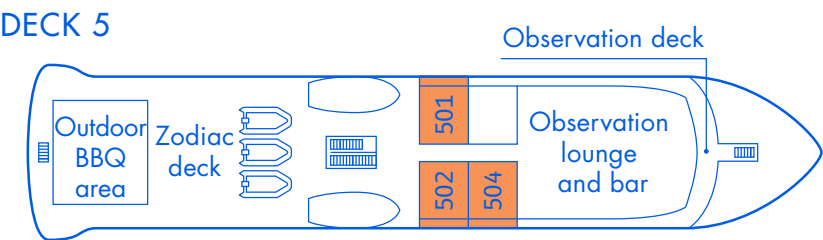
- Main dining room offers buffet breakfast and lunch, and table service dinner
- The BBQ deck offers al fresco dining, weather permitting
- Selection of premium Chilean wines served with lunch and dinner
- Snacks and drinks during welcome and farewell celebrations
- Complimentary self-service coffee, tea, chocolate, cappuccino, and water offered 24/7 in the library and bar

TECHNICAL FEATURES

- Retractable stabilizers
- Double hull construction
- Bulb designed for polar navigation
- Bow and stern thrusters
- State-of-the-art navigation equipment
- Latest ice radar technology
- Two mid-ship gangways for Zodiac operations
- Large expedition warehouse
- Tier III compliance, the most stringent emission standard
- Heat recycling system
- Fleet of 10 Zodiac boats

Specifications

- Passengers: 73 maximum on air-cruises
 - Expedition Staff & Crew: 60
- Lifeboats: 2, fully enclosed, capacity of 160 (in addition to 8 life rafts, capacity of 160)
- Length: 90.7 m
 - Breadth: 16.2 m
 - Draft: 4.3 m
- Propulsion: Diesel engines, 3,440 kW
 - Ice Class: LR PC6
 - Cruising Speed: 14 knots in open water



Cabins		
Category	Approx. Size	Details
Single Cabin	210 sq. ft. 19 sq. m	Cabin with sitting area and balcony
Grand Suite	480 sq. ft. 44 sq. m	Two-room suite with sitting room, balcony and bedroom
Penthouse Suite	360 sq. ft. 33 sq. m	Suite with sitting room, balcony and bedroom area
Deluxe Veranda Cabin	240 sq. ft. 22 sq. m	Cabin with sitting area and balcony
Veranda Cabin	210 sq. ft. 19 sq. m	Cabin with sitting area and balcony
Porthole Cabin	200 sq. ft. 18 sq. m	Cabin with sitting area and porthole
Triple Suite	480 sq. ft. 44 sq. m	Suite with two bedrooms, balcony, and sitting area

SUITES AND CABINS DETAILS

Grand Suite

- 480 sq. ft. / 44 sq. m
- Located on Deck 4
- 2 twin beds or 1 king-size bed
- Separate living area with queen-size sofa bed and coffee table
- Desk and chair sets in both living and bedroom areas
- 2 armchairs with side tables
- 2 private balconies with sitting areas
- Combo Euro-American electrical outlets with USB port
- Safe
- Telephone
- Hairdryer
- Selection of snacks restocked daily
- Mini-bar restocked daily
- Coffee maker
- 2 larger private bathrooms with separate shower
- Premium bathroom amenities
- Bathrobes and slippers

Bed can be configured as either one king-size bed (2.1 × 2.0 mt. / 82" × 78") or two twin beds (1.05 × 2.0 mt. / 41" × 78")



SUITES AND CABINS DETAILS

Penthouse Suites

- 360 sq. ft. / 33 sq. m
- Located on Deck 5
- 2 twin beds or 1 king-size bed
- Separate sitting area with sofa and coffee table
- Desk and chair
- 2 armchairs
- Private balcony with sitting area
- Combo Euro-American electrical outlets with USB port
- Safe
- Closed-circuit TV screen
- Telephone
- Hairdryer
- Selection of snacks restocked daily
- Mini-bar restocked daily
- Coffee maker
- Larger private bathroom with separate shower
- Premium bathroom amenities
- Bathrobes and slippers

Bed can be configured as either one king-size bed (2.1 × 2.0 mt. / 82" × 78") or two twin beds (1.05 × 2.0 mt. / 41" × 78")



SUITES AND CABINS DETAILS

Deluxe Veranda Cabin

- 240 sq. ft. / 22 sq. m
- Located on Deck 4
- 2 twin beds or 1 king-size bed
- Desk and chair
- 1 armchair with side table
- Private balcony with sitting area
- Combo Euro-American electrical outlets with USB port
- Safe
- Telephone
- Hairdryer
- Selection of snacks restocked daily
- Mini-bar restocked daily
- Coffee maker
- Larger private bathroom with separate shower
- Premium bathroom amenities
- Bathrobes and slippers

Bed can be configured as either one king-size bed (2.1 × 2.0 mt. / 82" × 78") or two twin beds (1.05 × 2.0 mt. / 41" × 78")



SUITES AND CABINS DETAILS

Veranda Cabin

- 210 sq. ft. / 19 sq. m
- Located on Deck 3
- 2 twin beds or 1 king-size bed
- Desk and chair
- 1 armchair with side table
- Private balcony with sitting area
- Combo Euro-American electrical outlets with USB port
- Safe
- Telephone
- Hairdryer
- Private bathroom with separate shower
- Bathroom amenities
- Bathrobes and slippers

Bed can be configured as either one king-size bed (2.1 × 2.0 mt. / 82" × 78") or two twin beds (1.05 × 2.0 mt. / 41" × 78")



SUITES AND CABINS DETAILS

Porthole Cabin

- 200 sq. ft. / 18 sq. m
- Located on Deck 3
- 2 twin beds or 1 king-size bed
- Desk and chair
- 2 armchairs with side table
- Combo Euro-American electrical outlets with USB
- Safe
- Telephone
- Hairdryer
- Private bathroom with separate shower
- Bathroom amenities
- Bathrobes and slippers

Bed can be configured as either one king-size bed (2.1 × 2.0 mt. / 82" × 78") or two twin beds (1.05 × 2.0 mt. / 41" × 78")



SUITES AND CABINS DETAILS

Single Veranda Cabin

- 200 sq. ft. / 18 sq. m
- Located on Deck 3
- 1 king-size bed
- Desk and chair
- 1 armchair with side table
- Private balcony with sitting area
- Combo Euro-American electrical outlets with USB port
- Safe
- Telephone
- Hairdryer
- Private bathroom with separate shower
- Bathroom amenities
- Bathrobe and slippers



SUITES AND CABINS DETAILS

Triple Suite

- 480 sq. ft. / 44 sq. m
- Located on Deck 4
- 2 twin beds and 1 queen-size bed (max. occupancy 3 people)
- Separate living area with sofa and coffee table
- Desks and chair sets in both living and bedroom areas
- 2 armchairs with side tables
- 2 private balconies with sitting areas
- Combo Euro-American electrical outlets with USB port
- Safe
- Telephone
- Hairdryer
- Selection of snacks restocked daily
- Mini-bar restocked daily
- Coffee maker
- 2 larger private bathrooms with separate shower
- Premium bathroom amenities
- Bathrobes and slippers



epic PRIVATE
JOURNEYS

