

# Galapagos Pre-Trip Information

---

Planning Your Trip.....	2
Traveling to Galapagos.....	3
Useful Tips & Weather .....	4
Onboard Information.....	5
Travel Checklist - Clothing, equipment & more .....	7



# Planning Your Trip

## Pre-Trip Document

This document and its contents will insure you are well prepared for your upcoming voyage. It addresses clothing & equipment needs, passport & visa requirements, itinerary & air ticket details, steps to enjoy a healthy stay, travel insurance and more.

## Yacht Expeditions

Our cruises are suitable for adventurous travelers who enjoy full mobility and reasonably good health.

## Registration Form

Participants are required to fill and sign an on-line Registration Form (which will be provided via a secure link), and to return it to Quasar at least 65 days prior to departure.

## Your Travel Companions

Quasar offers its expeditions to clients worldwide. Each year we welcome travelers from over 20 different countries. Guests may travel alone, as a family, or as part of a group. While some of your travelling companions may come from a different country and have different customs, our guests are very like-minded. As a result, aboard our intimate yachts, your travel companions become your friends and family during the expedition. All our guests share a similar passion for adventure, wildlife and interest in the natural world.

## Expedition Language

While Spanish is the official language of Ecuador, the official language of our expeditions is English. The voyage will take travelers to remote destinations where the interaction with our guides is essential. In the interest of safety and for the enjoyment of the experience we strongly recommend that travelers who do not understand English are accompanied by someone who does, such as a friend, family member or a Tour Leader.

## Passports, Vaccination and Entry Visa

The Galapagos form a part of Ecuadorean territory. It is your responsibility to ensure that your passport, visa, health (vaccinations, insurance, etc.) and other travel documents meet the entry requirements for all destinations on your itinerary. Visit the World Health Organization's website that has the most up to date information on required health and travel vaccinations for all countries that you visit before, during or after your trip. To view this information, please visit: <https://www.who.int/ith/vaccines/en/>

For most nationalities, Ecuador does not require a visa when entering the country as a "tourist". A valid passport that expires at least 6 months past the departure date from the country is required.

## Arriving and Departing from Ecuador

We strongly recommend arriving to Ecuador at least two days prior to the start of your cruise. All guests traveling to the Galapagos must take a flight to the islands from mainland Ecuador (Quito or Guayaquil).

Flights to the Galapagos leave early in the morning and arrive to the Galapagos around midday. As soon as guests arrive to the islands, our team will welcome you at the airport and transfer you to the yacht for embarkation.

On the last day of your cruise, disembarkation is planned in the morning. Return flights to mainland Ecuador arrive to Guayaquil (recommended for travelers who plan to visit Peru and Machu Picchu after the cruise) or Quito around mid to late afternoon.

## Flying into Quito or Guayaquil

All guests traveling to the Galapagos must take a flight to the islands from mainland Ecuador (Quito or Guayaquil).

Quito stands at roughly 9,500 ft (2,800 m) above sea level. Guayaquil is at sea level.

## Medical Evacuation and Health Insurance

Quasar requires participants to be adequately covered by a Medical Evacuation policy that covers aero-medical evacuation from Galapagos (at least \$ 50,000 USD) as a result of a medical emergency during the expeditions, including emergencies related to pre-existing health conditions. Most Medical Evacuation policies include medical coverage that meet the Health Insurance requirements.

Ecuadorian government requires you to carry health insurance that will cover any health issues during your entire stay in Ecuador.

## Cancellation & Interruption Insurance

Quasar strongly urges participants to be adequately covered by trip cancellation and interruption insurance (a good policy also may include Medical Evacuation and Health Insurance) or Cancel For Any Reason (CFAR) travel insurance.

## Baggage

We recommend that clients avoid expensive luggage that is easily damaged. We also strongly recommend that clients take out a luggage insurance policy that covers the loss of luggage and the cost of repairs or replacement in case their luggage is damaged.

Due to the nature of the expedition, and as stated in our Terms and Conditions, Quasar cannot be responsible for any damage to a customer's luggage. At certain points during the expedition there are third parties who handle your baggage and, at other times, you will be required to handle your own luggage. Furthermore, we highly

recommend that you bring rolling duffle bags and any valuables or fragile equipment are taken with you personally at all times.

## Eat and Drink Safely

It is extremely important that you take the necessary precautions with the water and food you consume before or after your cruise to avoid diarrhea and several illnesses or diseases.

It is highly recommend that you avoid drinking tap water or use it for brushing your teeth, ice (unless aboard our yachts) and food from sources that are unclear. Always stay hydrated by drinking plenty of fluids.

Always use purified or bottled water and reduce your risk of diarrhea, illness or disease by sticking to safe food habits.

## Preventing Illnesses and Diseases

Please follow the advice of the Centers for Disease Control and Prevention for staying healthy in the region. You can do so by reviewing the information here: <https://wwwnc.cdc.gov/travel/destinations/traveler/none/ecuador>

## Itinerary

Quasar reserves the right to change the itinerary described due to weather conditions, the Galapagos National Park or other factors beyond Quasar's control without consulting the participants.

## Security

Although Ecuador is a safe country, we recommend for all guests to take precautions as when traveling to any major city. We strongly recommend booking tours and services through a trusted guide.

## Quasar's 24/7 Help Line & On-location Advisor

Once you leave home on your travels and find that you are in immediate need of assistance from Quasar your first option should be to call our 24-hour/7 days a week help line and speak to Quasar's On-Location Advisor.

| 24/7 Quasar Help Line When Calling from a U.S. number:

Tel: **305.391.2171**

| 24/7 Quasar Help Line When Calling Outside of Ecuador

Tel: **+ 593.9.9794.7938**

- If calling from inside the USA or Canada add 011 in front of the number
- If calling from the UK add 00 in front of the number
- If calling from Australia add 0011 in front of the number

| 24/7 Quasar Help Line When Calling Inside of Ecuador

Tel: **09.9794.7938**

# Traveling to Galapagos



## Flight to the Galapagos

Remember that you should arrange to be at the airport two hours prior to departure for your Galapagos flight if you have not arranged airport transfers.

Quasar provides airport check-in assistance for our group flights to the Galapagos. If you have arrived more than two hours before departure, please wait for our representative.

## Galapagos Transit Control Card

If you have prepaid your Galapagos Transit Control Card, our representative at the airport will hand this to you. In such cases, you do not need to do the Galapagos Transit Control Card line to obtain the Card before Galapagos x-ray screening.

## Quito Airport Guidance

Once you arrive at the airport in Quito arrange to be dropped off at the domestic area of the terminal for your Galapagos flight. In Quito, as you walk into the main terminal building from the curb take an immediate right turn. In the right hand corner of the building you will see the SICGAL and a passage way with a security area.

Proceed to the security area where you will be asked to pass your bags through an x-ray machine. This is the Galapagos Agricultural inspection station. After your bags have been inspected, head on to the airline counter, look for the Quasar representative who will be there to assist you with check in. Please take into consideration that the airports do not allow us to post a meeting sign.

## Guayaquil Airport Guidance

If you are boarding the flight in Guayaquil arrange to be dropped off at the domestic area of the terminal, where our representative will be waiting for you in the area in front of the airline check-in counter. You will also be required to pass your luggage through agricultural inspection there. Our representative will assist you with check in.

## Flight Check-In & Responsibility

Please do not check yourself in to your Galapagos flight as our representative is there to assist you and hand you your documents. Only do so when absolutely necessary. All tickets are electronic so the airline can issue yours on the spot if it becomes absolutely necessary when you show your passport.

While Quasar arranges flights to and from the Galapagos for all of its travelers, it is not responsible for any flight delays and changes or loss of luggage as it is ultimately beyond its control and are the responsibility of the air carrier.

## Galapagos Restrained Products

Local authorities manage the quarantine system of Galapagos National Park in order to avoid the arrival of foreign species to the islands. All cargo and luggage that arrives to Galapagos National Park or that is transferred from one island to another must be inspected. To preserve the human health and the native species of the Galapagos Islands, the following products may not be transferred to Galapagos: fresh vegetables and fruits, animal products and or its derivate or dairy products. Other live animals, pathological samples, dry coffee beans, genetically modified organisms, forest

species or the disseminative parts, grass and its disseminative parts, fresh flowers medicinal plants and their disseminative parts, banana tree leaves, microorganisms (fungi, bacteria, etc.) soil and sand, and animal vaccines are strictly prohibited.

## Baggage, Weight Limits & Forbidden Items

Hard shell luggage and suitcases that don't collapse are difficult to store in your stateroom and are therefore discouraged. However we do have places onboard to store these.

The passenger's baggage, including all his/her belongings, is under his/her sole and exclusive care and responsibility. The passenger accepts that Quasar shall have no liability for loss or damage howsoever caused, even if by the negligence of the company. Quasar strongly recommends to passengers to obtain insurance for all baggage and other personal property.

Keep in mind that all travelers are allowed to have a maximum of one 23 kg (50 pound) checked piece of luggage, one carry-on and a hand bag with a maximum weight of 10 kg (22 pounds).

The passenger is not allowed to transport, not bring or have aboard any firearms, flammable or hazardous items, controlled or prohibited substances or drugs, contraband or items prohibited by any country or port or airport to be visited, or any other item that is not admitted by the passenger of shipping and transport companies, airlines, hotels, and other suppliers providing services that are included in the tour.

# Useful Tips & Weather

## Suggested Clothing

The average temperature in the Galapagos is in the 19-27°C (68-82°F) range. For this reason, it is best to wear light clothing. The suggested clothing for Galapagos is walking or hiking shoes, shorts and pants, teva style sandals, comfortable shoes to wear on deck, t-shirts, polos, light (long sleeve) shirts or blouses, swimsuits, regular underwear, wind shell, medium to light fleece jacket and cotton sweat shirts. You will also need a hat, sunglasses with high UV protection and more formal attire for the evenings.

## Sun Protection

Since the Galapagos are located on the equator and the high reflectance of UV radiation, you will need good sun block lotion (protection factor 30 and above) for your face, body and lip balm.

## On-Line Gear Shop

Quasar has carefully selected gear to enhance your Galapagos experience. Enjoy shopping this unique collection of Galapagos apparel and gear through our on-line store. Visit our on-line store by clicking on 'Gear Shop' link at the footer of quasarex.com.

## Photography and Video

If you are passionate about photography or video, Galapagos is a great place for taking amazing images of wildlife and landscapes. Because the wildlife in Galapagos has never learned to fear humans, getting very close to animals is guaranteed. For this reason, you will be able to enjoy any camera and lens yet, the more versatile and recommended lenses are the 70-200mm for wildlife and a 24-70mm for landscapes. It is also recommended to take a good supply of memory cards, spare batteries and a dry bag to protect your equipment.

## Personal Items

Please remember to take your personal medications, vitamins, sea sickness medication (as a precaution), toiletry kit, aloe vera, hand sanitizers, cameras, watch, binoculars, insect repellent, electric adaptors and waterproof backpack to carry your belongings during shore and dinghy excursions.

For travelers who wear glasses, we recommend for you to bring either contact lenses or a prescription mask for the snorkeling activity.

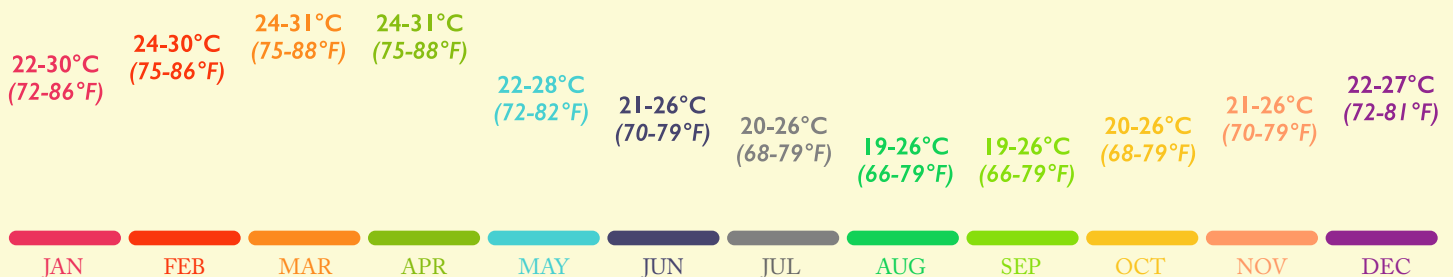
## Suggested Reading for Galapagos

You can find a brief selection of our favorite, new and hard-to-find books, prepared for your Galapagos journey [here](#).

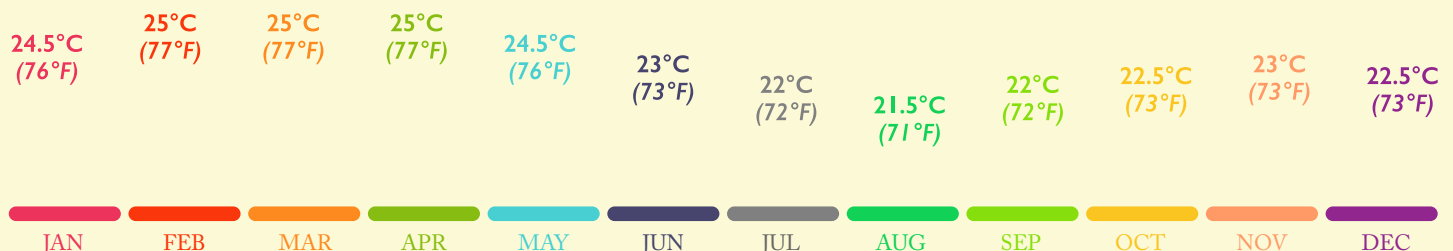
## Local Currency & ATM's

The official currency of Ecuador and the Galapagos is the U.S. Dollar.

### Air Temperatures (min - max)



### Average Water Temperatures



# Onboard Information

## Bar, Boutique & Payment Options

While on board the yacht you will have the opportunity to purchase wine, beer and spirits, including mixed drinks, from the bar. Guests are not permitted to bring alcoholic beverages on board. Alcoholic beverages must be presented upon boarding and will be secured by the yacht's crew up until the conclusion of the cruise. No Guest under the age of 18 may possess or consume alcohol.

You may purchase an Open Bar package which includes local beer, red & white house wine, spirits & cocktails. For complete details and rates, please see our [Onboard Wine & Spirits Menu](#).

You will also be able to purchase items including t-shirts, caps and other gifts at the yacht's boutique.

Quasar accepts major credit cards and U.S. dollars on board.

## Gratuities & Payment Options

We are often asked what gratuity is appropriate to leave to Naturalist Guides and crew while in the Galapagos. Of course the quality of service should determine the extent of any gratuity. As a recommendation, if the service received has been excellent, the suggested tipping guidelines are:

Naturalist Guides:

| \$ 12 - \$ 18 per day, per guest (\$100 - 140 USD per guest, for the week).

| For private charters, \$ 1,600 - 2,240 USD for the week on the Grace or \$ 3,200 - 4,480 USD for the week on the Evolution.

| Amounts can be divided per guide as you see fit according to their expertise and service provided.

Crew:

| \$ 25 - \$ 30 per day, per guest (\$ 200 - 240 USD per guest, for the week).

| For private charters, \$ 3,200 - 3,520 USD for the week on the Grace or \$ 6,400 - 7,040 USD for the week on the Evolution.

| This will be divided evenly between the crew.

If clients would like to give an additional, separate gratuity to any particular crew please feel free to do so.

Quasar accepts major credit cards and U.S. dollars on board.

## Wi-Fi & Internet Service

Coming to Galapagos is about getting an immersive experience in nature, disconnecting from the hectic nature of modern life, and connecting with the group around you on a deeper level. This is a huge luxury for the majority of the Guests we welcome aboard. Allowing internet access for a limited time is part of Quasar's travel philosophy and what the majority of our Guests recommend.

In light of the above, our system and network

limits the use of Wi-Fi & Internet Service under the following schedule:

- 12pm-4pm
- 9pm-12am

### 2023 Cruises

The following packages are available for your use under the specified times above:

- **Complimentary Package:** All Guests receive a 25-minute voucher free as a courtesy of Quasar
- **Package 1:** Receive a 25-minute voucher for \$ 22.50 USD
- **Package 2:** Receive a total of four (4) 25-minute vouchers (100 minutes total) for \$ 55 USD
- **Package 3:** Receive a total of ten (10) 25-minute vouchers (250 minutes total) for \$ 100 USD
- **Package 4:** Receive a voucher that offers unlimited use of Wi-Fi throughout the cruise for \$ 200 USD

### 2024 & 2025 Cruises

Internet / Wi-Fi connection is included throughout the cruise under the specified times above

The following internet package is available 24/7 for your use and uses a different network.

- **24/7 Package:** Receive a voucher that offers 24/7 Wi-Fi included throughout the cruise for \$ 800 USD

### Important Notes:

- Internet connectivity in the Galapagos may be intermittent mainly due to its satellite coverage and climate, which affects all Galapagos yachts. This may also affect the quality of Wi-Fi onboard
- Wi-Fi signal onboard is only available on the yacht's interior lounge, inside and al-fresco dining areas and the al-fresco bar
- Vouchers can only be used by a single Guest and apply to a single device only
- Once a voucher is activated, the timer begins without the ability of cancelling or pausing it. Please activate your vouchers once you are ready to use them entirely for their 25-minutes validity
- Please take note that continuous connectivity to communication applications such as Zoom, Skype, WhatsApp, Google Meetings or others are affected by internet connectivity, climate, or network saturation
- There are several access-restricted networks on the yacht for the use of Quasar's staff and crew only

## Safety Boxes

All staterooms have safety boxes for your personal use. We recommend that any documents, cash, jewelry or fragile items be safely secured. Quasar will not be liable for any lost, stolen or damaged items while on your cruise. We strongly recommend all guests to purchase insurance to cover loss or damaged items.

## Use of Personal Equipment

Quasar does not allow the use of motorized or naturally powered equipment by passengers during its expeditions. This includes the use of unmanned aerial vehicles (drones), radio-controlled surface and underwater vehicles, kites, and all types of equipment that could result in contamination of the Galapagos environment or harm to its wildlife.

## Snorkeling & Kayaking

Kayaks and snorkeling gear (masks, snorkel, fins & 3mm long wetsuits) are provided onboard at no extra cost. We carry the maximum number of kayaks permitted by the Park.

## Scuba Diving

Those wishing to dive during one of the departures can do so with a land based outfitter offering day dives, either before or after the cruise, as well as any day we are in port during the cruise, with the understanding that the participant will miss whatever activity is being offered during that time.

## Sport Fishing

Although sport fishing is offered in the Galapagos, we do not support this activity as it does not align with the values of conserving, protecting and restoring the islands.

## Electricity Onboard

The electrical current onboard is 110 volts with American-standard connectors (2 flat prongs). If you need an adaptor, please make sure you bring one aboard.

## Night Time Navigation

During our Galapagos cruises you will typically enjoy visiting two different landing and snorkeling sites each day. One reason we are able to do this is by not wasting precious time for excursions by navigating during the day. Instead, the yacht will cross between islands at night while you are asleep.

When the yacht is underway you will hear the ambient noise of the engines as well as the sounds of the yacht passing through the water. For many of our passengers these sounds become white noise that can lull one to sleep, while it may make

# Onboard Information

---

it harder for some light sleepers to doze off. If you think you may be the latter, a pair of earplugs may help. Our aim is for you to awaken refreshed at your first landing site on a different island each day.

## Mobile Phone Communications Services

During your Galapagos cruise you will have limited cellular reception around the perimeter of the port of Puerto Ayora on Santa Cruz Island, in the port of Puerto Baquerizo Moreno on San Cristobal Island and sometimes nearby Floreana and Isabella Islands. Data / 3G roaming reception is limited and usually best when anchored at the port of Puerto Ayora and Puerto Baquerizo Moreno. Make sure you activate a Data Roaming Plan with your mobile phone provider prior to your trip. We also recommend buying a local operator's (Movistar) sim card which can be purchased once you exit customs at the airport.

## Satellite Phone Service


We offer satellite phone services onboard at a cost of \$ 5 USD per minute.

## Smoking Policy

Smoking is not permitted inside the yachts but is allowed in designated areas on the outside decks. Park rules forbid smoking on the islands of the Galapagos archipelago.

## Laundry

At this time, we are not offering laundry service onboard or in port. We recommend that you use laundry services at your hotel in mainland either before or after your cruise. Please take into consideration that not all hotels offer this service so please make sure to verify this before hand.



# Travel Checklist - Clothing, equipment & more

## Travel Prepared

The detailed checklist below is designed as a packing guideline for your trip to Ecuador and the Galapagos Islands. Having checked all (or most) of the items on this checklist will ensure that you are well prepared for your trip.

## Clothing & Gear



### Footwear

- Walking or hiking shoes
- Teva style sandals
- Comfortable shoes or sandals to wear on deck

### Outerwear

- Wind shell
- Medium to light fleece jacket
- Medium to thick jacket
- Cotton sweat shirts

### Shirts & Blouses

- T-shirts
- Polo shirts
- Light shirts or blouses
- Long sleeve shirts or blouses

### Head Gear

- Sun hat or cap
- Bandana
- Sunglasses (security strap)

### Swimwear

- Two or three swimsuits
- Swim suit wraps
- Mask (prescription if any) and snorkel (optional)
- Fins (optional)
- Rash Guard Top and Bottom

### Trousers & Skirts

- Hiking shorts
- Lightweight full length pants
- Pair of dressier shorts and pants
- Casual dress or skirt

### Socks

- Socks for walking and hiking
- Regular socks

### Underwear

- Regular underwear

## Dinner Outfit - Welcome / Farewell Cocktails

Bring a set of a slightly nicer safari casual attire for meals and cocktails. We encourage comfortable attire such as dress shorts or skirts for women and a shirt or blouse. Men don't need to bring long pants or a dinner jacket unless they wish to do so (if celebrating a meaningful event for example).

## Rashguard Top and Bottom

We recommend bringing a swimsuit skin or rash guard, which makes putting on and removing your wetsuit a lot easier. A Rash guard top is highly recommended while a rash guard bottom is optional. These serve as great sun protection and an added layer of insulation when snorkeling. It also serves as great sun protection and an added layer of insulation when snorkeling.

## Documents and Documentation



- Passport
- International air tickets
- Travel itinerary
- Galapagos flight itinerary
- Travel insurance
- ID (such as driver's license)
- Credit cards
- Copy of travel documents
- Emergency contact information
- Proof of health insurance
- Contact information
- Medivac insurance information

## Health, Personal & Medical



### Consult with your Physician

- Your physical condition
- Altitude (if visiting Quito)
- Immunizations
- Gastro-intestinal disorders and/or precautions

### Personal Items

- Medications & vitamins
- First aid kit
- Sea sickness medication / patches
- Toiletry kit
- Sunscreen
- Aloe vera gel
- Hand sanitizers
- Insect repellent
- 2 EpiPens (if allergic)

## Luggage & Accessories



### Baggage

- Rolling duffle bag
- Daypack or fanny pack
- Backpack

### Bags

- Small padlocks
- Ziploc bags
- Dry bag

### Photo and Video

- Photo camera
- Video camera
- Memory cards or film
- Alarm clock or watch
- Tripod
- Batteries & charger

### Accessories

- Electrical adaptors (if necessary)
- Binoculars
- Laptop computer
- Expedition water bottle (free aboard)
- Spanish / english dictionary
- A good book
- Flash Drive (to save shared images)