

  
**Rhino Ridge**  
HLUHLUWE IMFOLOZI PARK  
an isibindi *africa* lodge



*Lodge information sheet*  
EVERYTHING YOU NEED TO KNOW

WWW.RHINORIDGE.CO.ZA

# FACT SHEET

|                        |   |
|------------------------|---|
| NUMBER OF ROOMS        | 18 - In order to maximise the view & ensure guest privacy some rooms are as far as 200 metres away from the main lodge facility                                     |
| CONFIGURATION          | 8 Luxury Bush Villas<br>2 Honeymoon Villas<br>4 Safari Rooms<br>2 Safari Family Rooms   |
| MAXIMUM GUESTS         | 36  |
| MINIMUM STAY           | 2 nights  |
| CHILDREN               | Yes (Children served dinner before adults)  |
| CHILDMINDING           | Available by pre-arrangement  |
| TRIPLES                | 1 child under 18 years may share with 2 adults  |
| SPA                    | Yes   |
| FUNCTION FACILITIES    | Yes   |
| WIFI                   | Yes - In main lodge only. WiFi can be slow & intermittent due to satellite connection. 250MB free per day issued at start of stay. Additional data may be purchased |
| CELL PHONE COVERAGE    | Yes   |
| AIR CONDITIONING       | Yes   |
| FANS                   | Yes - Overhead  |
| SWIMMING POOL          | Yes   |
| ELECTRICITY            | Yes - solar powered which may be interrupted in times of high demand  |
| BATH                   | In Villas only  |
| SHOWER                 | Yes   |
| MOSQUITO NETS          | Bush Villas & Honeymoon Villas only   |
| SAFE & HAIR DRYER      | Yes   |
| TELEPHONES             | Intercom only   |
| LAUNDRY SERVICE        | Yes - at additional charge  |
| NO SMOKING POLICY      | No smoking permitted indoors  |
| WHEELCHAIR ACCESS      | Limited   |
| DISTANCE BETWEEN ROOMS | Up to 20 metres   |
| MALARIA                | Low risk  |
| CHECK IN / CHECK OUT   | 13h00 / 11h00   |
| CREDIT CARDS           | All accepted. No debit cards  |
| BIG 5                  | Yes   |

## WEATHER

**MAY - SEPTEMBER:** Temperature ranges from 11°C - 24°C | Sunny days with cool mornings and evenings

**OCTOBER - APRIL:** Temperature ranges from 15°C - 35°C. | Days are hot & humid with occasional afternoon & evening thunderstorms


## CLOTHING

Comfortable, casual, cool, cotton bushwear of preferably neutral colours/bush tones. Hats, scarves, warm jacket/windbreaker year round. Swimwear & sandals, comfortable sturdy walking shoes. Smart casual wear for dinner. Sunscreen, binoculars, cameras, spare batteries, lip cream, contact lens solution, spare glasses, reference books.

## HEALTH & SAFETY

**CLICK HERE** to view our Health & Safety protocols or visit our website [www.rhinoridge.co.za](http://www.rhinoridge.co.za) for more information.

## ACTIVITIES



Daily Game Drives \*  
SUMMER: 06h00 & 16h00  
WINTER: 06h30 & 15h30



Guided Safari Walks  
(additional charge)



Spa  
(additional charge)



Bird Watching



Swimming Pool



Community Tours

\* No Children under 6 years. Childrens morning drive can be arranged for 3-6 year olds from 10h00 - 12h00

## MEAL TIMES

- BREAKFAST: 07h30 - 10h00
- HIGH TEA: 14h30 (Winter)  
15h00 (Summer)
- DINNER: 19h30 - 21h30
- LIGHT LUNCH: Available on request  
(additional charge)

HALAAL MEALS: Available on request  
(to be booked in advance)

## SEASON HIGHLIGHTS

**MAY - SEPTEMBER:** Excellent game viewing and not as hot and humid as the summer. Less chance of rain.

**NOVEMBER - FEBRUARY:** Best months to see baby wild animals and for bird watching. Migratory birds start arriving October - November.

# MAPS & DIRECTIONS

|                  |  |
|------------------|--|
| GPS CO-ORDINATES | Do not use GPS! Please refer to directions provided by Reservations  |
| ACCESS BY ROAD   | Accessible in 2x4 vehicle.<br>High clearance vehicle recommended   |
| PARK GATE TIMES  | <b>WINTER (MARCH - OCTOBER) :</b> Open 06h00   Close 18h00<br><b>SUMMER (NOVEMBER - FEBRUARY) :</b> Open 05h00   Close 19h00<br>Strictly no access to Park after gate closing times. |
| NEAREST AIRPORTS | Richards Bay Airport (RCB)   Travelling time 2 hrs<br>King Shaka International Airport (KSIA) - Durban   Travelling time 3 hrs 30min   |

## Hluhluwe-iMfolozi Park

| GATE TIMES          |      |       |
|---------------------|------|-------|
|                     | OPEN | CLOSE |
| MARCH - OCTOBER     | 6 am | 6 pm  |
| NOVEMBER - FEBRUARY | 5 am | 7pm   |

| MAP KEY                              |                        |
|--------------------------------------|------------------------|
| <span style="color: green;">●</span> | Hluhluwe-iMfolozi Park |
| <span style="color: green;">★</span> | Lookout Point          |
| <span style="color: green;">🏠</span> | Ezemvelo Camp          |
| <span style="color: green;">🚪</span> | Entrance Gate          |
| <span style="color: green;">🏠</span> | Hide                   |
| <span style="color: green;">🍷</span> | Picnic Site            |
| <span style="color: green;">🏠</span> | Isibindi Africa Lodges |
| <span style="color: green;">➔</span> | Recommended Route      |

GPS Coordinates at entrance to Rhino Ridge Safari Lodge access road  
**28°09'37.7"S 31°58'27.5"E**  
-28.160465, 31.974298

Map A

### FROM MEMORIAL GATE TO RHINO RIDGE SAFARI LODGE

*Estimated travel time (1 hr)*

On arrival at Memorial Gate please check-in at the gate reception and present them with your reservation number. • Please keep all paperwork that they hand to you as you will need this to exit the park. • You are welcome to purchase a map book of the park at the gate. • Please drive with care in the park, adhere to the speed limit and do not get out of your vehicle as there are wild animals in the park. • It is 28.6 kms from Memorial Gate to Rhino Ridge Safari Lodge. • Follow the signs to Hilltop Camp (12.2 kms), Pass route markers 17, 19 and 18. • At route marker 28 keep left and DO NOT take the road up to Hilltop Camp. • At route marker 12 keep left. • **At route marker 7 turn right onto a gravel road.** • The total distance on the gravel road from route marker 7 to the lodge is 10 kms. • Along the way you will pass route marker 6 at 4.4 kms and shortly afterwards at 5.7 kms you will see a sign on the right saying RHINO RIDGE. • Turn right and follow the RHINO RIDGE signs up to the lodge. • On arrival at the lodge please drive down the cobbled driveway and park at the lodge entrance.



## Important Notes:

### SEE PAGE 4 FOR DETAILED DIRECTIONS TO MEMORIAL GATE

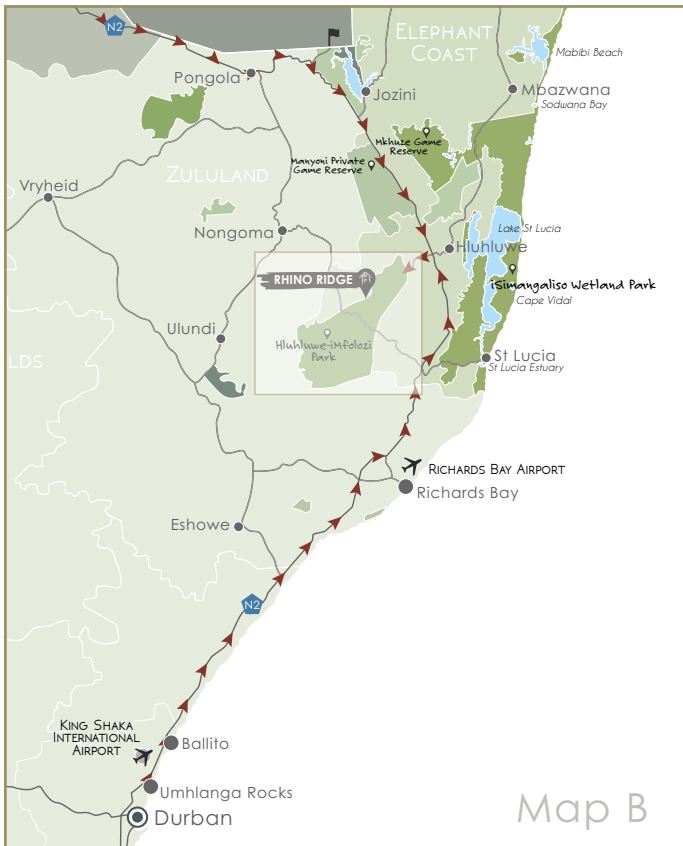
Please refer to Map A for directions from Memorial Gate to Rhino Ridge Safari Lodge. Page 4 & Map B give detailed directions to Memorial Gate. Due to ongoing roadworks on the R618 between the N2 and Nyalazi Gate, we recommend that guests use Memorial Gate to enter the Hluhluwe-iMfolozi Park. We have therefore adjusted all our directions to route via Memorial Gate. Please make sure that you follow the correct directions on Page 4.

## TRAVELLING TIMES

| RHINO RIDGE SAFARI LODGE | via Road        | via Air/Road    |
|--------------------------|-----------------|-----------------|
| Thonga Beach Lodge       | 3 hrs<br>30 min | -               |
| Richards Bay             | 2 hrs           | -               |
| Kosi Forest Lodge        | 4 hrs           | -               |
| Durban (KSIA)            | 3 hrs<br>30 min | -               |
| Johannesburg             | 8 hrs           | 4 hrs<br>30 min |
| Kruger National Park     | 9 hrs           | -               |
| Cape Town                | -               | 5 hrs<br>30 min |

# MAPS & DIRECTIONS

## Recommended routes to Memorial Gate



Map B

### FROM ST. LUCIA

to Memorial Gate - estimated travel time (1 hr)

- Exit St Lucia driving on the R618 toward Mtubatuba town for 25 kms.
- At the T-junction turn right to stay on the R618.
- Continue with the R618 until the bridge crossing over the N2.
- Cross over the N2 and keep left to take the circular onramp onto the N2 heading north towards Pongola.
- Follow the N2 for 45 kms to the Hluhluwe/Sodwana Bay offramp.
- Exit from the N2 and at the stop street turn left onto P453/R22 towards Hluhluwe-iMfolozi Park.
- Continue to follow the P453 for 12.9kms to Memorial Gate.
- See Page 3 and Map A for directions from Memorial Gate.

### FROM THONGA BEACH LODGE & KOSI FOREST LODGE

to Memorial Gate - estimated travel time (3 hrs)

- Head south on the R22 in the direction of Hluhluwe town.
- Stay on the R22 as you drive right through Hluhluwe town and at the last roundabout take the second exit, continuing on the R22 for another 2.9 kms to the bridge crossing over the N2.
- Do not take any turn offs. Continue straight over the bridge and onto the P453 for 12.9 kms to Memorial Gate.
- See Page 3 and Map A for directions from Memorial Gate.

### FROM HILLTOP CAMP

estimated travel time (30 minutes)

- See Page 3 and Map A and follow directions from Hilltop camp

### FROM DURBAN

(King Shaka International Airport)

to Memorial Gate - Estimated travel time (2.5 hrs)

- Follow the exit signs out of the airport and head north on the N2 toll road in the direction of eMhloti/KwaDukuza/Richards Bay.
- Please ensure you have at least R200 in cash or a credit/debit card for toll fees. (no Diners/Amex)
- Follow the N2 for 229 kms to the Hluhluwe/Sodwana Bay offramp.
- Take the Hluhluwe/Sodwana Bay offramp to your left.
- At the stop street turn left on the P453 towards Hluhluwe-iMfolozi Park.
- Proceed for 12.9 kms until you reach Memorial Gate.
- See Page 3 and Map A for directions from Memorial Gate.

### FROM JOHANNESBURG

(O.R.Tambo International Airport)

to Memorial Gate - estimated travel time (7 hrs)

- Get onto the R21 (2 kms).
- Follow the N12 to eMalahleni.
- Take exit 539 from the N12 (114 kms).
- Follow the R544 and R542 to the N11 in Hendrina (66 kms).
- Stay on the N2 to the P453/R22 (Hluhluwe/Sodwana Bay) offramp in KwaZulu Natal (368 kms).
- Exit from the N2 and at the stop street turn right onto P453/R22 towards Hluhluwe-iMfolozi Park.
- Continue to follow P453 for 12.9 kms to Memorial Gate.
- See Page 3 and Map A for directions from Memorial Gate.

### FROM RICHARDS BAY

to Memorial Gate - estimated travel time (1.5 hrs)

- Get onto the N2 North from Bullion Boulevard and R619 (12.6 kms).
- Follow the N2 north to the Hluhluwe/Sodwana Bay off ramp (83.4 kms).
- Exit from the N2 and at the stop street turn left onto P453/R22 towards Hluhluwe-iMfolozi Park.
- Continue to follow the P453 for 12.9 kms to Memorial Gate.
- See Page 3 and Map A for directions from Memorial Gate.

### FROM HLUHLUWE

to Memorial Gate - estimated travel time (30 min)

- Head west out of Hluhluwe town on the R22.
- At the last roundabout take the second exit, continuing on the R22 for another 2.9 kms to the bridge crossing over the N2.
- Do not take any turn offs. Continue straight over the bridge and onto the P453 for 12.9 kms to Memorial Gate.
- See Page 3 and Map A for directions from Memorial Gate.

### FROM ESWATINI (SWAZILAND)

to Memorial Gate - estimated travel time (3-4 hrs)

- Follow the MR8 to the Lavumisa/Golela Border Post in the South Eastern corner of eSwatini.
- Exit eSwatini at Luvumisa/Golela and continue 10 kms to the N2.
- Turn left on the N2 towards Empangeni.
- Stay on the N2 to the P453/R22 (Hluhluwe/Sodwana Bay) offramp in KwaZulu Natal (84.6 kms).
- Exit from the N2 and at the stop street turn right onto P453/R22 towards Hluhluwe-iMfolozi Park.
- Continue to follow P453 for 12.9kms to Memorial Gate.
- See Page 3 and Map A for directions from Memorial Gate.

# BOOKING TERMS & CONDITIONS

## Minimum Stay Policy

- 2 night minimum stay year round at Rhino Ridge Safari Lodge, Thonga Beach Lodge, Kosi Forest Lodge and Tsowa Safari Island.
- 3 night minimum stay from 15 December to 15 January at Thonga Beach Lodge.

## Payment Terms

- In order to confirm your booking, a 50% deposit must be paid within 2 working days of making the booking.
- By confirming your booking and paying the deposit you also agree to our terms and conditions which then becomes binding.
- We reserve the right to cancel and release a booking if the 50% deposit is not paid within 2 working days.
- The balance of the booking is payable at the lodge prior to departure from the lodge together with all sundry and incidental charges incurred at the lodge.
- Please note that only cash and credit cards are accepted at the lodges. Debit cards are not accepted at the lodges for making payments.
- We adhere strictly to the cancellation policy as stipulated below due to the fact that we run small lodges in remote locations and cancellations, even of just two people, can have a significant effect on the operations of the lodges.

## Bank Charges

- All bank deposits are to be received free of any bank charges or commissions.
- All credit card payments by agents for accommodation will have a 3% surcharge, except AMEX & DINERS which have a 5% surcharge.

## Cancellation Policy

### CANCELLATION POLICY FOR **NON COVID-19 REASONS**

*Applicable to all confirmed reservations, except groups*

Cancellations must be received in writing via email to [res@isibindi.co.za](mailto:res@isibindi.co.za). Such written cancellation received:

- More than 60 days prior to the due date of arrival will attract a 10% cancellation fee of the full accommodation charge.
- 30 - 59 days prior to the due date of arrival will attract a 25% cancellation fee of the full accommodation charge.
- 7 - 29 days prior to the due date of arrival will attract a 50% cancellation fee of the full accommodation charge.
- Less than 7 days prior to the due date of arrival will attract a 90% cancellation fee of the full accommodation charge.

### CANCELLATION POLICY FOR **COVID-19 REASONS**

*Applicable to all confirmed reservations, except groups*

Valid cancellation must be received in writing via email to [res@isibindi.co.za](mailto:res@isibindi.co.za). Such written cancellation received:

- More than 48 hours prior to the due date of arrival will receive 100% refund of the full accommodation charge.
- Within 48 hours of the due date of arrival will receive 90% refund of the full accommodation charge. The balance of 10% will be held as a credit against future bookings.
- Should a guest cancel for any of the COVID-19 reasons stipulated below during their stay, they will receive a credit for 50% of the unused nights, to be used against future bookings.
- If a guest cannot take up their booking due to a COVID-19 reason as stipulated below they may postpone their booking for up to 2 years from date of original travel. The original rate charged will be honored provided the booking falls within the same season. If a booking for a low season period is postponed to a high season period, the guest will be charged the difference between the low season and high season rate as at the time of the initial booking. 3rd party charges e.g. park fees and road transfers will be charged at the rate as at the date of travel. Services provided by 3rd parties may be subject to the cancellation policy of the service provider.

### ACCEPTED COVID-19 REASONS FOR CANCELLATION

The COVID-19 cancellation policy will apply should a guest or someone in their immediate family:

- Contract COVID-19.
- Be prohibited from travelling to our lodges by the relevant government due to COVID-19 regulations.
- Be advised by a medical practitioner not to travel due to the risk imposed by COVID-19 and pre-existing medical conditions of the guest.

We reserve the right to request proof of a positive COVID-19 test result and/or any reasonable evidence and supporting documentation including medical certificates for any of the abovementioned reasons.

## Travel Insurance

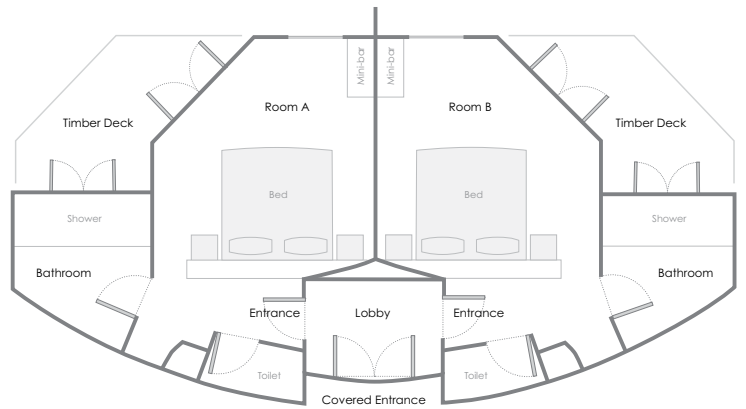
It is the guest's responsibility to ensure that they have full comprehensive travel, medical and vehicle insurance. It is the guest's responsibility to ensure that their insurance covers any cancellation fees that may arise. Isibindi Africa Lodges will not accept responsibility for any losses incurred.

## VAT & Levies

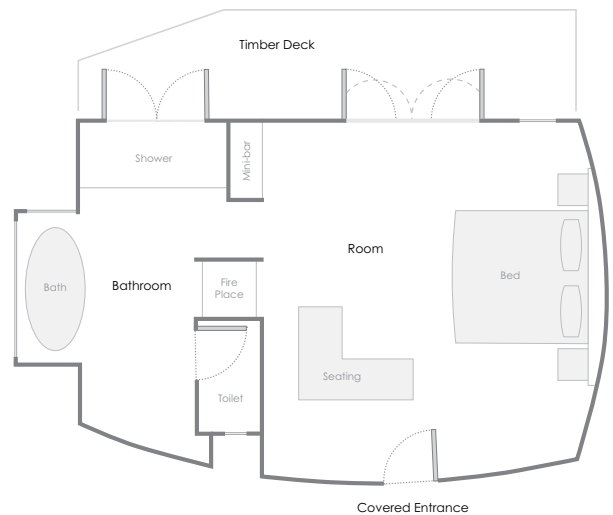

Rates include VAT. Rates exclude the Isibindi Foundation levy and park fees.

# ROOM TYPES


## Safari Room & Safari Family Room



## Luxury Bush Villa



## Honeymoon Villa



We look forward to welcoming you to Rhino Ridge Safari Lodge



## OUR PORTFOLIO

explore even more... by visiting one of our other hidden gems

### THONGA BEACH LODGE

[www.thongabeachlodge.co.za](http://www.thongabeachlodge.co.za)

South Africa's most pristine wilderness beach lodge awaits you on the azure shores of the iSimangaliso Wetland Park (UNESCO World Heritage Site). Situated deep in this wilderness of white beaches, blazing corals and freshwater lakes lies South Africa's premier beach destination.

### KOSI FOREST LODGE



[www.kosiforestlodge.co.za](http://www.kosiforestlodge.co.za)

Kosi Forest Lodge is situated within iSimangaliso Wetland Park, South Africa's first World Heritage Site, giving you the opportunity to experience exclusive, close encounters with the untouched African wilderness. The lodge is surrounded by untold biodiversity and beauty that you simply have to see for yourself.

### TSOWA SAFARI ISLAND

[www.tsowasafariisland.co.za](http://www.tsowasafariisland.co.za)

"Tsowa" means 'new beginnings', which is what you will find on this pristine island in the middle of the mighty Zambezi River. A surreal place where the whispers of this majestic river are broken only by occasional calls of the African fish eagle. In a camp fringed by a beautiful forest, a soft path leads to a cluster of century old baobabs.



email: [res@isibindi.co.za](mailto:res@isibindi.co.za)  
tel: +27 (0)35 474 1473  
[www.rhinoridge.co.za](http://www.rhinoridge.co.za)

### Important Contact Numbers:

Reservations: +27 (0)35 474 1473  
Emergency/after-hours: +27 (0)60 972 4810  
Rhino Ridge Safari Lodge: +27 (0)71 331 8656