

























SARARI PACKLIST

-  Binoculars are probably one of the most important things to bring to Africa. They will enhance your viewing experience tenfold. Try and get at least 8 x 30 magnification.
-  Torch / flashlight - a highly important item - we recommend a good quality headlamp or one of the small, powerful LED type torches.
-  Malaria tablets- if you are going to a malaria area. It is important to consult your doctor for the best prophylactic for the area you are visiting.
-  Good quality sunglasses - tinted fashion glasses are not good in strong light
-  Sun hat
-  Sun block lotion at a minimum factor 30
-  Insect repellent e.g. Tabard, Rid, Jungle Juice, etc
-  Basic medical kit (aspirins, Band-Aids, Imodium, antiseptic cream and Anti-histamine cream etc)
-  Golf-shirts, T-shirts and long-sleeved cotton shirts
-  Shorts/skirts
-  Long trousers/pants
-  A sports bra can be a comfortable option on some of the bumpy game drive roads.
-  Good walking shoes (running/tennis shoes are fine). If you are going on a walking safari, make sure you take shoes that are comfortable and already walked in.
-  Sandals
-  Warm sweater/fleece
-  Light rain gear for summer months (late November to April)
-  If you are using a telephoto camera, try and make sure you have at least a 200mm lens, but if you can go bigger, up to 400mm, then go for it as you will not be disappointed. Size does count on safari!!!
-  Recharger to charge your camera battery.
-  Make sure you have enough memory cards for your camera. There are a lot of large cards on the market but a suggestion is that you get a few smaller ones, to make up the same amount of memory. This is in case you have a problem with a card in the camera. For example instead of a 16G card you get 2 x 8G. This way you can still keep taking pictures and sort out the problem card back home.
-  Waterproof/dustproof bags/cover for your cameras.
-  If you wear contact lenses, we recommend that you bring along a pair of glasses in case you get irritation from the dust
-  Personal toiletries (basic amenities supplied by most establishments) Please note that bright colours and white are NOT advised whilst on safari. Please remember that there may be a restriction on luggage limits on your safari

