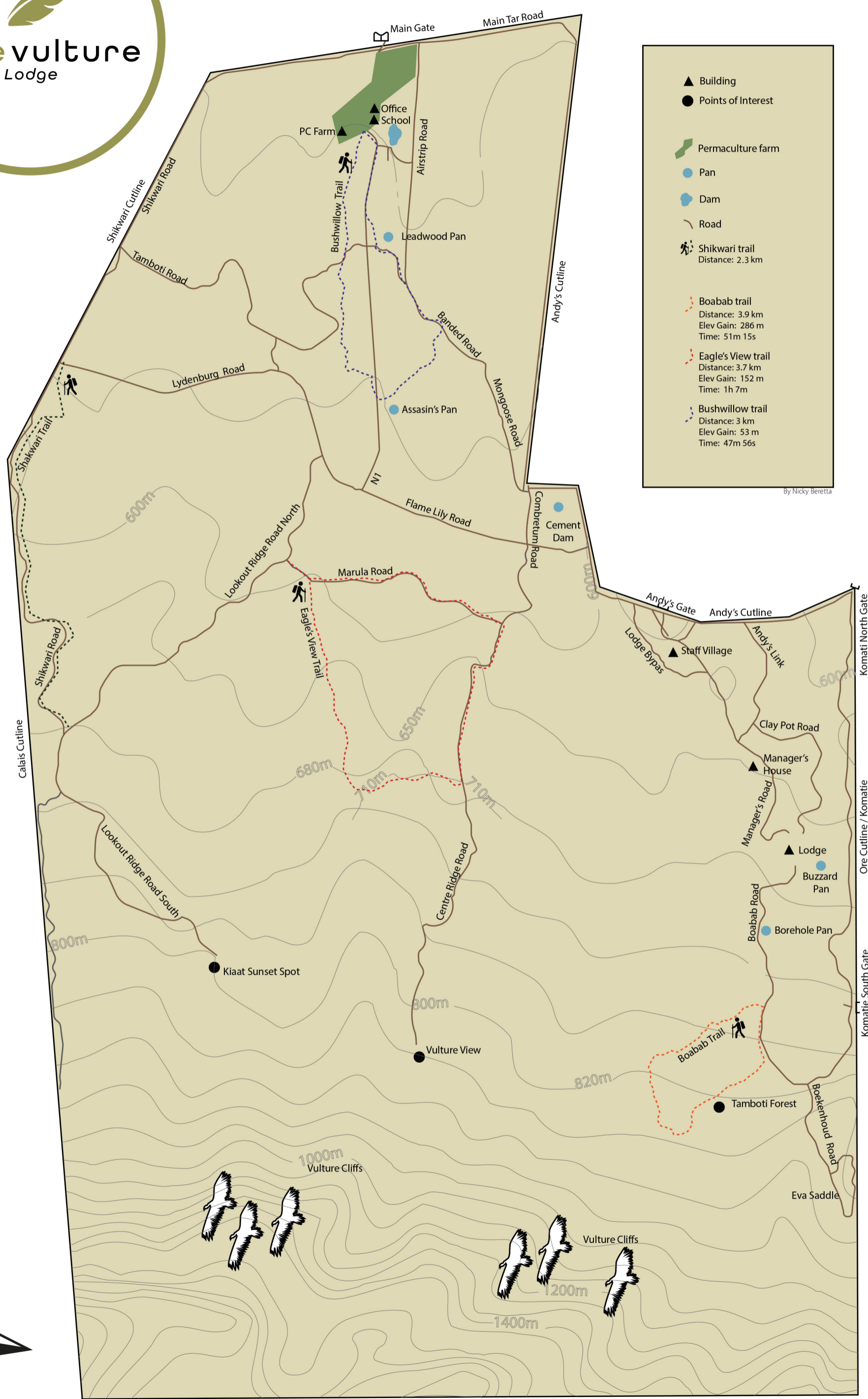


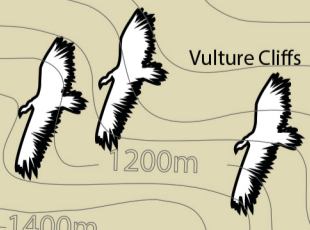



cape vulture
Lodge



	Building
	Points of Interest
	Permaculture farm
	Pan
	Dam
	Road
	Shikwari trail Distance: 2.3 km
	Boabab trail Distance: 3.9 km Elev Gain: 286 m Time: 51m 15s
	Eagle's View trail Distance: 3.7 km Elev Gain: 152 m Time: 1h 7m
	Bushwillow trail Distance: 3 km Elev Gain: 53 m Time: 47m 56s

By Nicky Beretta



1000m
Vulture Cliffs

Vulture Cliffs

1200m

1400m