



&BEYOND

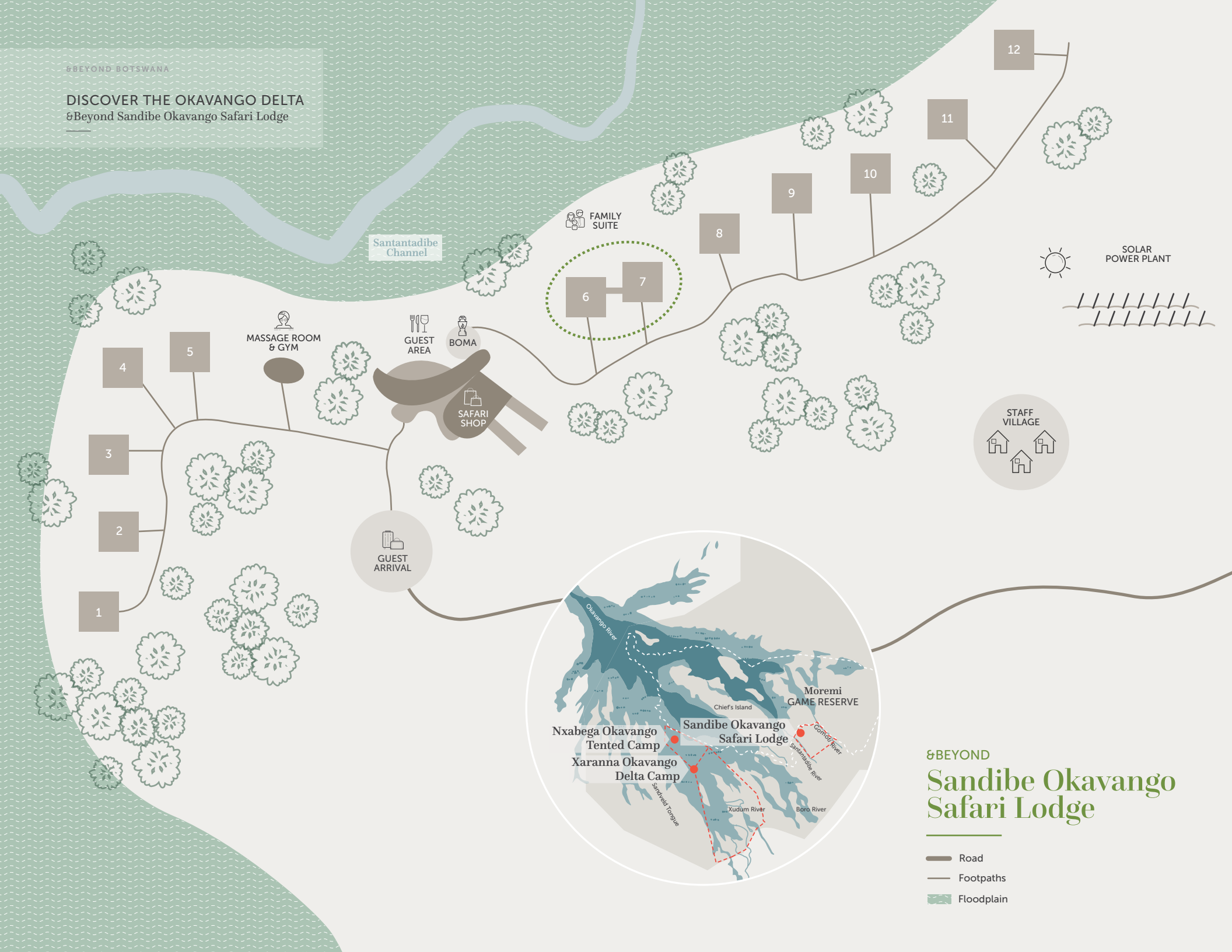
&BEYOND SANDIBE OKAVANGO SAFARI LODGE

Sandibe suites



&BEYOND BOTSWANA

DISCOVER THE OKAVANGO DELTA &Beyond Sandibe Okavango Safari Lodge



&BEYOND Sandibe Okavango Safari Lodge

- Road
- Footpaths
- Floodplain

DISCOVER THE OKAVANGO DELTA
Beyond Sandibe Okavango Safari Lodge

Your secluded nest

The intimate guest suites peep out from beneath the forest canopy, yet are raised above the papyrus like the nests of golden weaver birds and offer horizon to horizon Delta views.



DISCOVER THE OKAVANGO DELTA

Beyond Sandibe Okavango Safari Lodge accommodation

SUITES

12 suites / Maximum 24 guests

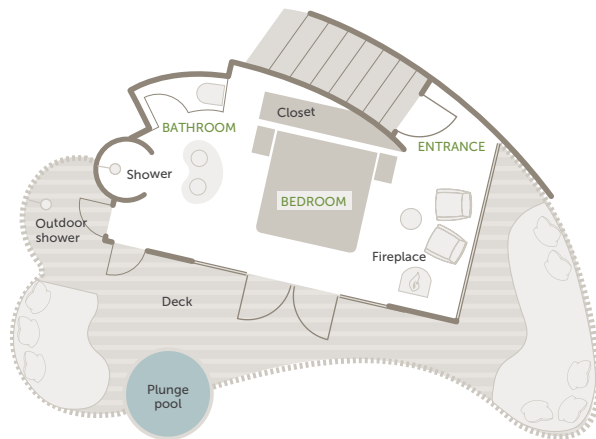


UNINTERRUPTED VIEWS

Each suite looks over the Santantadibe Channel and golden reed beds. Large wooden and mesh sliding doors open onto a private multi-level deck, with a seating area, daybed, outdoor shower and rim-flow plunge pool. Enjoy a king size or twin beds, serving hatch, well-stocked personal bar, walk-in wardrobe, open-plan lounge area and ensuite bathroom.

ROOM FACILITIES

Room sizes	100m ² / 1 076ft ²
Private veranda	Yes, with secluded seating area
Private plunge pool	Yes
Personal bar	Yes
Air conditioning / heating	Yes
Overhead fans	Yes
Mosquito nets	Yes
Bath	No
Shower	Indoor and outdoor shower
Seperate W.C	Yes
Telephone	Yes
Hairdryer	Yes
Internet access	Yes
In-room safe	Yes
Plug type	220V AC Plug Type C, D Adapters available
Triple bed option	1 (children 16 years and younger only)
Twin bed option	Yes (however, beds are within the same bedframe)
Double bed option	Yes
Wheelchair accessibility	Not suitable for those with mobility issues



Typical suite layout

DISCOVER THE OKAVANGO DELTA
 Beyond Sandibe Okavango Safari Lodge

FAMILY SUITE

2 interconnected suites / Maximum 2 guests per suite

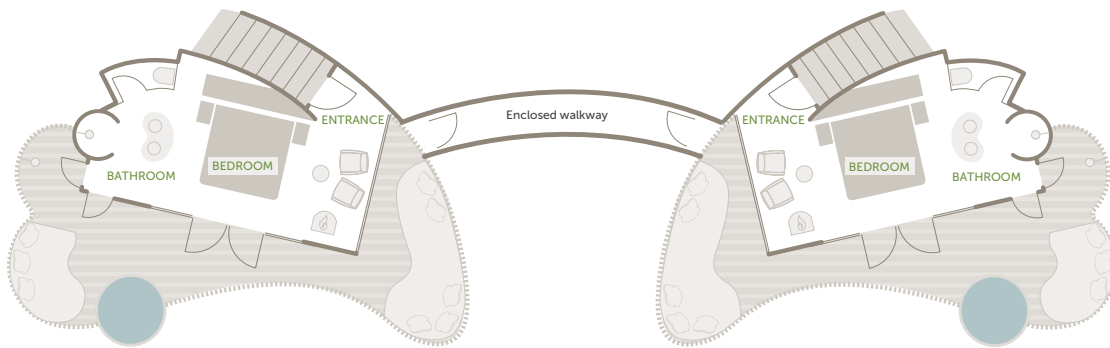


PERFECT FOR FAMILIES

The spacious family suite comprises of two suites with a covered interleading walkway. Enjoy a king size or twin beds, ensuite bathroom, serving hatch, personal bar, walk-in wardrobe and open-plan lounge area. Large wooden sliding doors open onto a private multi-level deck, with a seating area, daybed, outdoor shower and rim-flow plunge pool.

ROOM FACILITIES

Room sizes	100m ² / 1 076ft ² each
Room configuration	2 suites linked by an enclosed walkway
Private veranda	Yes, with secluded seating area
Private plunge pool	Yes
Personal bar	Yes
Air conditioning / heating	Yes
Overhead fans	Yes
Mosquito nets	Yes
Bath	No
Shower	Indoor and outdoor shower
Seperate W.C	Yes
Telephone	Yes
Hairdryer	Yes
Internet access	Yes
In-room safe	Yes
Plug type	220V AC Plug Type C, D Adapters available
Triple bed option	On special request (children 16 years and younger only)
Twin bed option	Yes (however, beds are within the same bedframe)
Double bed option	Yes
Interleading door	Yes
Wheelchair accessibility	Not suitable for those with mobility issues



Family suite layout