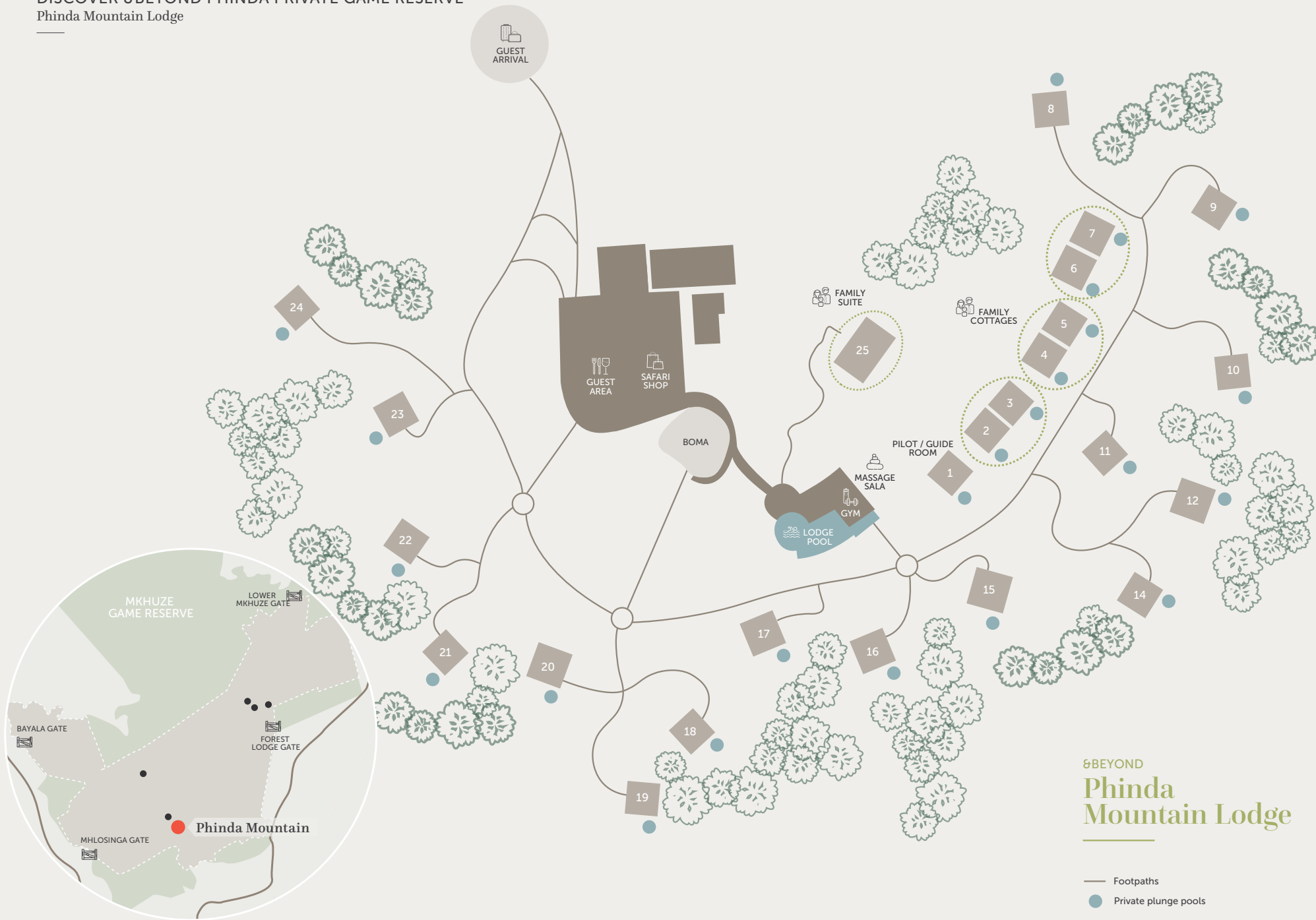


&BEYOND PHINDA MOUNTAIN LODGE

Mountain Rooms



DISCOVER &BEYOND PHINDA PRIVATE GAME RESERVE
Phinda Mountain Lodge



&BEYOND SOUTH AFRICA

DISCOVER &BEYOND PHINDA PRIVATE GAME RESERVE

Phinda Mountain Lodge Accommodation

Spaciously stylish

Phinda Mountain Lodge features three room types, with 16 Suites, six Cottages (that can be turned into three adjoining Family Cottages), and one Family Suite on offer.



PLUNGE POOL ON MOUNTAIN COTTAGES



SUITE BATHROOM WITH A VIEW



LOUNGE IN FAMILY SUITE

DISCOVER &BEYOND PHINDA PRIVATE GAME RESERVE
Phinda Mountain Lodge Accommodation

SUITE

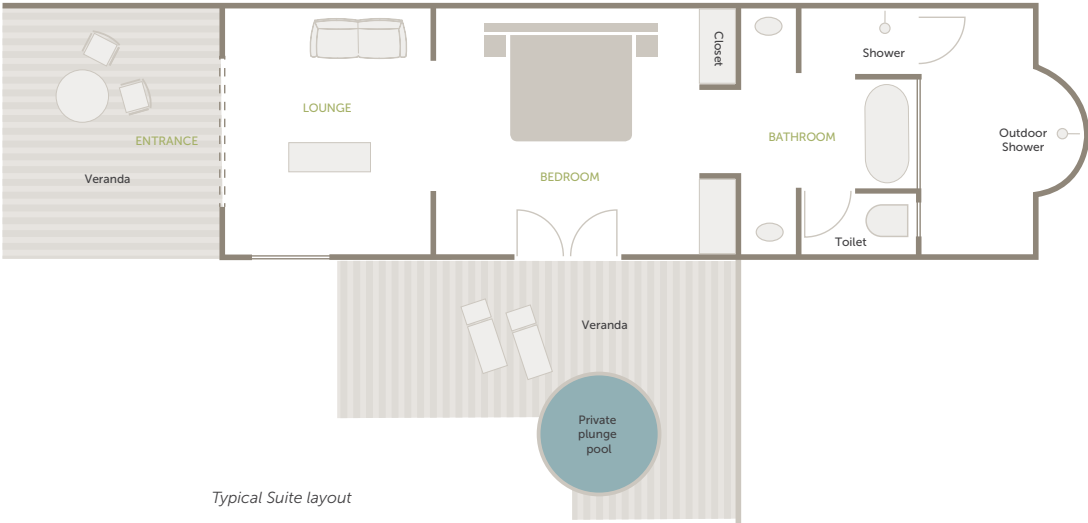
16 Suites / Max. 2 guests in each Suite



LUXURIOUS & SPACIOUS
The lodge boasts 16 spacious Suites, each with large expansive glass windows overlooking the reserve, and an elegant ensuite bathroom with the same magnificent view. Each bathroom has a freestanding bath, and both an indoor and outdoor shower. The Suite also has a beautifully appointed personal bar, a private sitting area, and a decked veranda with a private rim-flow plunge pool.

ROOM FACILITIES

Suite size (square meters)	117
Private veranda	Yes, with daybed
Private plunge pool	Yes
Personal bar	Yes
Personal coffee station	Yes
Air conditioning / heating	Yes
Overhead fans	Yes
Mosquito nets	No, sealed room
Bath	Yes
Shower	Indoor and outdoor
Seperate WC	Yes
Telephone	Yes
Hairdryer	Yes
Internet access	Yes
In-room safe	Yes
Plug type	220V AC Plug Type C, D, M, N Adapters available
Triple bed option	1 (children 16 years and younger only)
Twin bed option	Yes, however, beds are within the same bedframe
Double bed option	Yes
Accessibility	1 wheelchair-friendly room 5 Suites are located within easy walking access - recommended for elderly people



Typical Suite layout

DISCOVER &BEYOND PHINDA PRIVATE GAME RESERVE
 Phinda Mountain Lodge Accommodation

COTTAGE

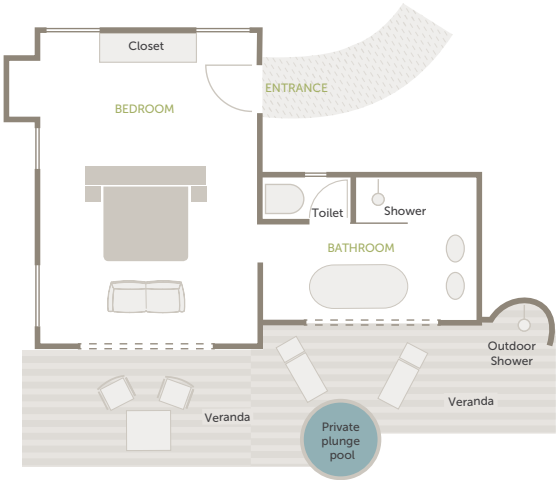
6 Cottages / Max. 2 guests in each Cottage



INTIMATE AND CHARMING
 In addition to the 16 Suites, Mountain Lodge also offers six intimate Cottages, each with a stylish ensuite bathroom, comfortable sitting area, well-stocked personal bar, as well as a wonderfully spacious decked veranda, private plunge pool and outdoor shower. From each Cottage, you can enjoy a passing nyala antelope and magnificent birdlife.

ROOM FACILITIES

Cottage size (square meters)	65
Private veranda	Yes, with daybed
Private plunge pool	Yes
Personal bar	Yes
Personal coffee station	Yes
Air conditioning / heating	Yes
Overhead fans	Yes
Mosquito nets	No, sealed room
Bath	Yes
Shower	Indoor and outdoor
Seperate WC	Yes
Telephone	Yes
Hairdryer	Yes
Internet access	Yes
In-room safe	Yes
Plug type	220V AC Plug Type C, D, M, N Adapters available
Triple bed option	3 (children 16 years and younger only)
Twin bed option	Yes, however, beds are within the same bedframe
Double bed option	Yes
Accessibility	Not suitable for those with mobility issues



Typical Cottage layout

DISCOVER &BEYOND PHINDA PRIVATE GAME RESERVE
Phinda Mountain Lodge Accommodation

FAMILY COTTAGE

3 Cottages / Max. 2 adults & 3 children in each Family Cottage

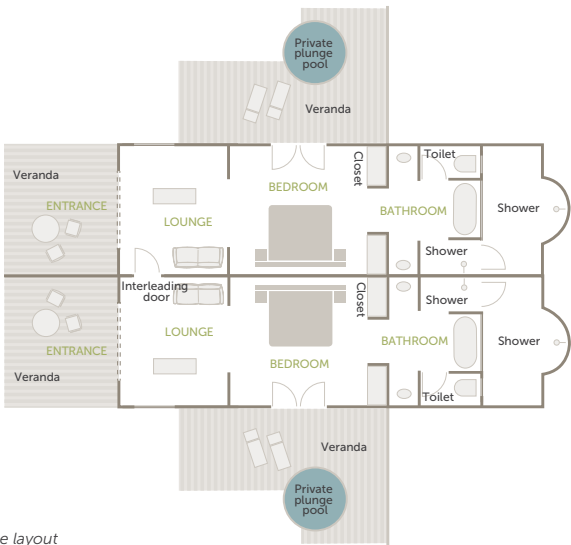


PERFECT FOR
SMALL FAMILIES

The three Family Cottages comprise of two regular Cottages that are interconnected with a door for easy access. Each Cottage has its own ensuite bathroom, indoor and outdoor showers, as well as a private plunge pool, accommodating two adults and up to three children. When booking this option, you will have exclusive access to your own private guide and vehicle throughout your stay.

ROOM FACILITIES

Cottage size (square meters)	65 each
Private veranda	Yes, with daybed
Private plunge pool	Yes
Personal bar	Yes
Personal coffee station	Yes
Air conditioning / heating	Yes
Overhead fans	Yes
Mosquito nets	No, sealed room
Bath	Yes
Shower	Indoor and outdoor
Seperate WC	Yes
Telephone	Yes
Hairdryer	Yes
Internet access	Yes
In-room safe	Yes
Plug type	220V AC Plug Type C, D, M, N Adapters available
Triple bed option	Only 1 triple per Family Cottage (children 16 years and younger only)
Twin bed option	Yes, however, beds are within the same bedframe
Double bed option	Yes
Interleading door	Yes
Accessibility	Not suitable for those with mobility issues



Typical Family Cottage layout

DISCOVER &BEYOND PHINDA PRIVATE GAME RESERVE
 Phinda Mountain Lodge Accommodation

FAMILY SUITE

1 Suite / Max. 4 adults and 4 children (2 adult rooms & 2 child rooms)

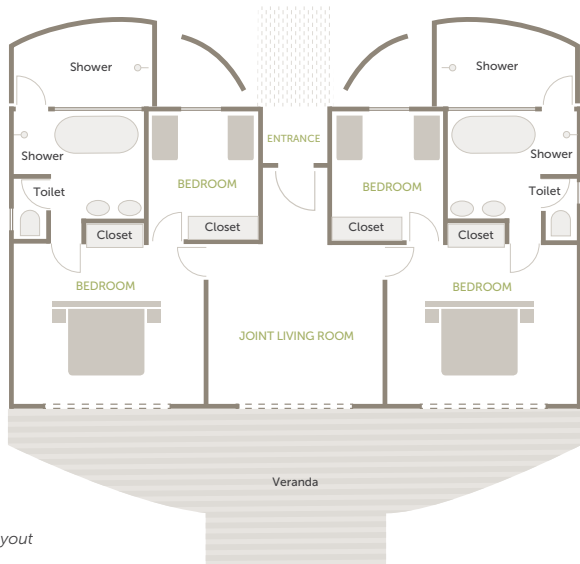


PERFECT FOR LARGER FAMILIES AND GROUPS

The Family Suite is designed to provide just the right balance of privacy and security for families. The Suite boasts a shared lounge, two adult bedrooms, ensuite bathrooms featuring indoor and outdoor showers, and two interleading children’s rooms. A private veranda off the shared lounge leads directly to the lodge pool. Booking the Family Suite entitles you to a dedicated private guide and vehicle.

ROOM FACILITIES

Suite size (square meters)	250
Private veranda	Yes, with daybed
Private plunge pool	No, shared lodge pool only
Personal bar	Yes
Personal coffee station	Yes
Air conditioning / heating	Yes
Overhead fans	Yes
Mosquito nets	No, sealed room
Bath	Yes
Shower	Indoor and outdoor
Seperate WC	Yes
Telephone	Yes
Hairdryer	Yes
Internet access	Yes
In-room safe	Yes
Plug type	220V AC Plug Type C, D, M, N Adapters available
Triple bed option	No
Twin bed option	Yes, however, beds are within the same bedframe
Double bed option	Yes
Accessibility	Not suitable for those with mobility issues



Typical Family Suite layout

GENERAL ENQUIRIES

+27 11 809 4300

contactus@andBeyond.com

REGIONAL ENQUIRIES

Africa: africa.reservations@andBeyond.com

Asia: southasia.reservations@andBeyond.com

South America: southamerica.reservations@andBeyond.com

PRESS ENQUIRIES

media@andBeyond.com

TRAVEL TRADE

enquiry@andBeyond.com



andBEYOND



[@andbeyondtravel](#)
[#seewhatliesbeyond](#)

andBeyond.com